



## Hang


Claudio Caramel · 2008

Technological, accessorised, modular, the Hang extruded aluminium shelf can fill a whole wall or be combined endlessly in a line.



## Available models

Shelving system of extruded aluminium, provided with two characteristic slots (one on the upper and one on the under side) allowing the free positioning of the accessories. A regulation mechanism allows to obtain an exact 90° angle to the wall. Different configurations can be obtained without limits of length, by joining more pieces together.



Hang

depth 30 cm  
shelves height 7 cm  
width 80 - 120 - 160 - 200 cm


## Finishing

### Structure

#### Lacquers



B22  
MARRONE  
BUNGEE



B42  
GRAFITE




B59 NERO  
OPACO



B62  
BIANCO  
OPACO



B70 ROSSO  
LAMPONE



B73 ROSA  
QUARZO



B74  
VERNICIATO  
ALLUMINIO

