




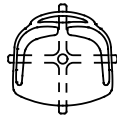
Trace

Shin Azumi · 2005

As the designer Shin Azumi explains, Trace's shape brings to mind the idea of an armchair whose outline alone leaves a trace on the retina of our eye. Hence the name.



Available models



Trace 528

width 53 cm
depth 58 cm
total height 77 cm
seat height 45 cm

Trace 529

width 53 cm
depth 58 cm
total height 77 cm
seat height 45 cm

Finishing

Structure

Lacquers



B22
MARRONE
BUNGEE



B34 GRIGIO
CHIARO



B42
GRAFITE



B54
PETROLIO



B56
RUGGINE



B59 NERO
OPACO




B62
BIANCO
OPACO



B70 ROSSO
LAMPONE



B72 BLU
DENIM



B73 ROSA
QUARZO



B81 CURRY



B85 VERDE
MOSS

Metals



A03
CROMO



A04 INOX
SPAZZOLATO

Shell

Polypropylene



F18 BIANCO



F34 GRIGIO
CHIARO



F37 CURRY



F39 NERO



F46
PETROLIO



F71
RUGGINE



F73
MARRONE
BUNGEE



F74 BLU
DENIM



F75 ROSSO
LAMPONE



F77
GRAFITE



F78 VERDE
MOSS

