



Softer than Steel

Nendo · 2014

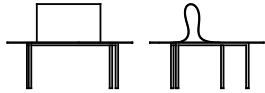
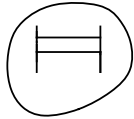
"A rigid metal sheet becomes light and flexible as if the metal were paper or fabric". Part of the surface lifts up and bends to create the chair's backrest.



Available models

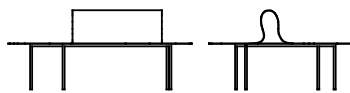
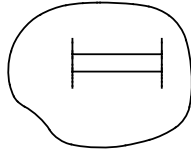
Bench in metal sheet with bent back and lacquered steel rod legs. Also available in outdoor version.

Chair with steel frame and aluminium plate mm 15 seat. Also available in outdoor version.



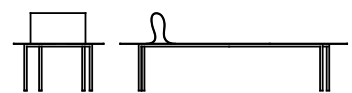
Softer than Steel

width 98 cm
depth 89 cm
total height 67 cm
seat height 36 cm



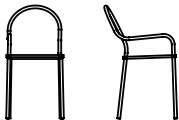
Softer than Steel

width 143 cm
depth 115 cm
total height 62 cm
seat height 36 cm



Softer than Steel

width 69 cm
depth 175 cm
total height 60 cm
seat height 36 cm



Softer than Steel

width 40,5 cm
depth 50,5 cm
total height 79 cm
seat height 44 cm

Finishing

Structure

Lacquers



B13
SABBIA



B22
MARRONE
BUNGEE



B42
GRAFITE



B56
RUGGINE




B59 NERO
OPACO



B62
BIANCO
OPACO



B70 ROSSO
LAMPONE



B73 ROSA
QUARZO



B82 GRIGIO



B85 VERDE
MOSS

