



## Beam

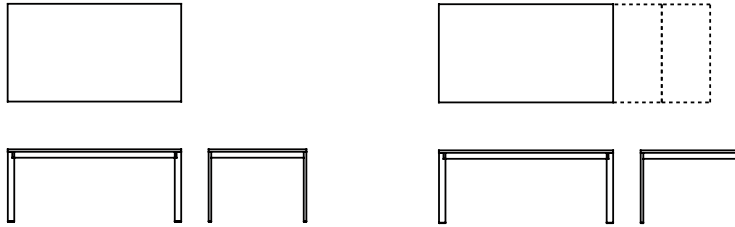
Mario Ferrarini - 2018

Designing emphasizes shapes, materials and technology. Beam, in the fix and extendible versions, enhances the symbolic value of table showing itself, thanks to its lightness, almost suspended, held on the ground only by the geometric legs.



## Available models

Fixed or extendible table ( with 1 or 2 leaves cm 45 deep), steel and aluminium frame. Top and leaves in light MDF, 25mm thickness. Available in many finishes: wood, Fenix and laminate. Extruded aluminium legs, lacquered or wood veneered in the same colour as the top. Connecting beam between the legs in steel, available in many finishes.



### Beam Fix

height  
74 cm

measures  
90 x 140  
90 x 180  
90 x 200  
100 x 240  
100 x 300

### Beam Extendible

height  
74 cm

measures  
90 x 140 (185 / 230) cm  
90 x 180 (225 / 270) cm  
90 x 200 (245 / 290) cm

# Finishing

## Legs finishes

### Lacquers



B59 NERO  
OPACO



B62  
BIANCO  
OPACO




B82 GRIGIO

### Wood



C88  
NATURAL  
OAK



C76 OAK  
GRAFITE



C68 OAK  
MORO



C95  
WALNUT  
CANALETTO




C14 OAK  
BLACK  
LACQUERED

## Top


### Wood



C88  
NATURAL  
OAK



C76 OAK  
GRAFITE



C68 OAK  
MORO



C95  
WALNUT  
CANALETTO



C14 OAK  
BLACK  
LACQUERED

## Laminate

D40 FENIX  
BIANCO



D41 FENIX  
NERO



D42 FENIX  
GRIGIO

## Connecting Beam


### Lacquers



B22  
MARRONE  
BUNGEE



B41  
TORTORA



B42  
GRAFITE



B54  
PETROLIO



B56  
RUGGINE



B59 NERO  
OPACO



B62  
BIANCO  
OPACO



B70 ROSSO  
LAMPONE



B72 BLU  
DENIM



B81 CURRY



B82 GRIGIO



B84 GRIGIO  
UMBRO