




## **Softer than Steel - Tavolino - outdoor**

Nendo · 2014

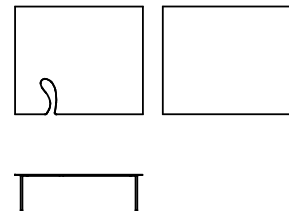
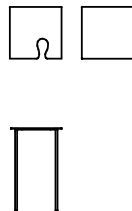
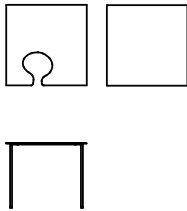
Lightweight shelves carved in different shapes and complementary heights characterize the Softer than Steel range.



## Available models

Small tables with metal sheet top and lacquered rod steel legs.

soft outdoor: Item not suitable for direct exposure to atmospheric agents.



Softer than steel C/D

dimension  
49 x 49 cm

height  
25 cm  
30 cm  
40 cm

Softer than steel A/B

dimension  
30 x 30 cm

height  
25 cm  
30 cm  
40 cm  
50 cm  
55 cm

Softer than steel E/F

dimension  
74 x 90 cm

height  
25 cm  
30 cm  
40 cm

# Finishing

## Frame

### Lacquers



B13  
SABBIA



B22  
MARRONE  
BUNGEE



B42  
GRAFITE



B56  
RUGGINE



B59 NERO  
OPACO



B62  
BIANCO  
OPACO



B70 ROSSO  
LAMPONE



B73 ROSA  
QUARZO



B82 GRIGIO



B85 VERDE  
MOSS