



## **Softer than Steel**

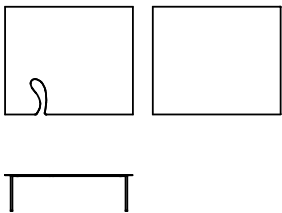
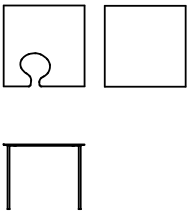
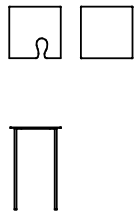
**Nendo · 2014**

Ultralight carved tops of different shapes and complementary heights define the Softer Than Steel range. Almost a playful Nendo design, with an arrangement of interesting personal variations and nestings.



Available models

Small tables with metal sheet top and lacquered rod steel legs.  
Also available for outdoor version.



Softer than steel A/B

measures  
30 x 30 cm

heights  
25 cm  
30 cm  
40 cm  
50 cm  
55 cm

Softer than steel C/D

measures  
49 x 49 cm

heights  
25 cm  
30 cm  
40 cm

Softer than steel E/F

measures  
74 x 90 cm

heights  
25 cm  
30 cm  
40 cm

Finishing

Structure

Lacquers



B13  
SABBIA



B22  
BUNGEE  
BUNGEE  
BROWN



B42  
GRAFITE



B56  
RUGGINE




B59 MATT  
BLACK



B62 MATT  
WHITE



B70  
LAMPONE  
RED



B73  
QUARZO  
PINK



B82 GREY



B85 MOSS  
GREEN