




Softer than Steel - Panca - outdoor

Nendo · 2014

"A rigid metal sheet becomes light and flexible as if the metal were paper or fabric". Part of the surface lifts up and bends to create the chair's backrest.



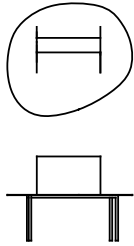
Available models

Bench in metal sheet with bent back and lacquered steel rod legs.

Soft outdoor : Item not suitable for direct exposure to atmospheric agents.

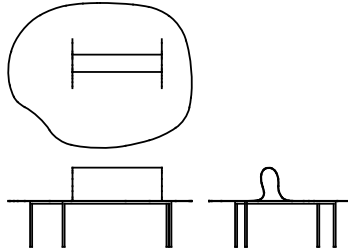
Chair with steel frame and metal sheet seat.

Soft outdoor : Item not suitable for direct exposure to atmospheric agents.



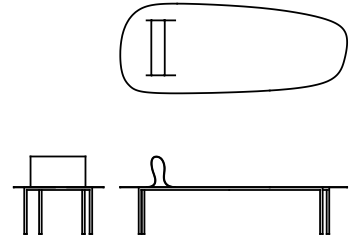
Softer than Steel

width 98 cm
depth 89 cm
total height 67 cm
seat height 36 cm



Softer than Steel

larghezza 143 cm
profondità 115 cm
altezza totale 62 cm
altezza seduta 36 cm



Softer than Steel

larghezza 69 cm
profondità 175 cm
altezza totale 60 cm
altezza seduta 36 cm