



Hang


Claudio Caramel · 2008

Technological, accessorised, modular, the Hang extruded aluminium shelf can fill a whole wall or be combined endlessly in a line.



Available models

Shelving system of extruded aluminium, provided with two characteristic slots (one on the upper and one on the under side) allowing the free positioning of the accessories. A regulation mechanism allows to obtain an exact 90° angle to the wall. Different configurations can be obtained without limits of length, by joining more pieces together.



Hang

depth 30 cm
shelves height 7 cm
width 80 - 120 - 160 - 200 cm

Finishing

Structure

Lacquers



B22
BUNGEE
BUNGEE
BROWN



B42
GRAFITE




B59 MATT
BLACK




B62 MATT
WHITE



B70
LAMPONE
RED



B73
QUARZO
PINK



B74
VERNICIATO
ALLUMINIO