

Calum - Home

The delicate and understated silhouette of the Home version blends effortlessly into any domestic setting. The Calum chair collection offers exceptionally comfortable seating defined by a pure, fluid form that rests lightly on the floor, integrating with ease and naturalness into any context.



Calum - Home

**Seating family featuring a seat molded in rigid polyurethane with foam padding.
Upholstered armrests with an internal structure in rigid polyurethane or die-cast aluminum.
Four-leg base or cantilever frame in steel tube.**



**Calum Home
4 Star**

**Total Height 86 cm
Seat Height 48 cm
Width 56 cm
Depth 60 cm**



**Calum Home
Cantilever**

**Total Height 86 cm
Seat Height 48 cm
Width 56 cm
Depth 60 cm**




**Calum Home
Sled Base**

**Total Height 86 cm
Seat Height 48 cm
Width 56 cm
Depth 60 cm**

Seat

Tess. TIME (Cat. A)



YV02

YV03

YV07

YV04

YV10

+ 11 finishing

Tess. EMIR (Cat. B)



YB02

YB07


YB08

YB01

YB04

+ 7 finishing

Tess. TERRA (Cat. B)



YS20

YS09


YS18

YS14

YS15

+ 22 finishing

Tess. FLAMENCO (Cat. C)



YU16

YU06

YU24

YU15

YU19

+ 24 finishing

Tess. HYLE (Cat. C)



YR12

YR14


YR03

YR09


YR05

+ 12 finishing


Tess. NOMAD (Cat. C)



Tess. SENKY (Cat. C)




Tess. SPRITZ (Cat. C)




Tess. ANNIK (Cat. D)




Tess. EVEREST (Cat. D)



Tess. DIVINA MELANGE 3 (Cat. E)



Tess. HALLINGDAL 65 (Cat. E)



+ 53 finishing

Tess. TONICA 2 (Cat. E)



+ 34 finishing

Leather - NUVOLA



+ 23 finishing

Base

Matt Finishes




Glossy Finishes



K34 LIGHT GREY - GLOSSY



K82 GREY - GLOSSY



K42 GRAFITE - GLOSSY



K46 BLACK - GLOSSY




K10 BECCO D'OCA ORANGE - GLOSSY




K56 RUGGINE - GLOSSY




K11 DARK RED - GLOSSY



K18 MELANZANA PURPLE - GLOSSY



K93 OLTREMARE BLUE - GLOSSY



K94 COBALTO BLUE - GLOSSY



K54 OCEANO BLUE - GLOSSY




K03 MARE GREEN - GLOSSY



K02 PRATO GREEN - GLOSSY



K04 BOSCO GREEN - GLOSSY




K24 BROWN - GLOSSY



K22 BUNGEE BROWN - GLOSSY



K41 TORTORA - GLOSSY



K12 WHITE - GLOSSY




K13 SABBIA - GLOSSY


Metals



A01 GLOSSY GOLD



A02 OSSIDIANA LUCIDO



A03 CROMO



A08 ALLUMINIO LUCIDO



A18 OSSIDIANA OPACO



A26 RAME LUCIDO



A27 TITANIUM



A30 ORO OPACO