

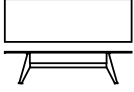
Cast

Cast is born from the idea of a single structural element capable of generating multiple configurations. The table takes shape from an aluminium cast leg, conceived both as a sculptural component and as a constructive module. Its inclined geometry, defined by taut surfaces and soft junctions, is not only a formal gesture but a true load-bearing architecture. This element becomes the generative principle of the project: a technical component which, when replicated and combined, allows the table to be constructed as a system.



Cast

Table with legs in die-cast aluminium, defined by a structural geometry that enables the creation of different dimensional configurations. Possible to assemble tables with rectangular tops. Aluminium structure lacquered in the Desalto colours. Tops available in various sizes and materials.



Height: 71 cm

Dimension:
100 x 200 cm
100 x 250 cm
100 x 300 cm
110 x 200 cm
110 x 250 cm
110 x 300 cm

Top

Handcraft finishes




D56 ARDESIA
CONCRETE



D58 GHIACCIO
CONCRETE



D59 CACAO CONCRETE




D60 MATTONE RED
CONCRETE



D61 WHITE CONCRETE



D65 LUNA GREY
CONCRETE



D66 BLACK CONCRETE



D53 MELANZANA
PURPLE CONCRETE



D54 BOSCO GREEN
CONCRETE


Wood



C01 NATURAL ASH



C20 AMARANTO




C21 SMOKED
EUCALYPTUS



C05 CARBONE ASH

Matt Finishes



B12 WHITE - MATT



B34 LIGHT GREY - MATT




B82 GREY - MATT



B42 GRAFITE - MATT



B46 BLACK - MATT



B10 BECCO D'OCA
ORANGE - MATT



B56 RUGGINE - MATT



B11 DARK RED - MATT



B18 MELANZANA
PURPLE - MATT



B93 OLTREMARE BLUE -
MATT



B94 COBALTO BLUE -
MATT




B03 MARE GREEN -
MATT



B02 PRATO GREEN -
MATT



B04 BOSCO GREEN -
MATT




B24 BROWN - MATT



B22 BUNGEE BROWN -
MATT




B95 OCEANO BLUE -
MATT



B41 TORTORA - MATT



B13 SABBIA - MATT



B01 FERROMICACEO